

Scaled data based on original data using
LM-79-08 Approved Method: Electrical and Photometric Measurements of Solid-
State Lighting Products

Test Report Prepared for
Cooper Lighting Solutions
(formerly Eaton)

Brand: McGRAW-EDISON

Report Number: P385713

Luminaire Tested: **GWC-SA1B-740-U-SL2**

Issue Date: 3/3/2020

Test Information

Test Method: LM-79-08
Report Number: P385713
TEST IS SCALED FROM IESNA LM-79-08 TEST DATA (G2-1903-205-20)
Test Lab: INNOVATION CENTER
Issue Date: 3/3/2020
Manufacturer: COOPER LIGHTING SOLUTIONS (FORMERLY EATON)
Product Line: MCGRAW-EDISON
Catalog Number: GWC-SA1B-740-U-SL2
Description: GALLEON WALL LUMINAIRE
(1) 70 CRI, 4000K, 800mA LIGHTSQUARE WITH 16 LEDS AND TYPE II SPILL LIGHT
ELIMINATOR OPTICS
Light Source: -
Ballast/Driver: ELECTRONIC DRIVER

Summary

Lumens per Lamp: N/A
Luminaire Lumens: 5979 lumens
Efficiency: N/A
Efficacy: 135.9 lumens/watt
Luminous Opening: Rectangular (W 0.5' x L: 0.5' x H: 0')
IES Classification: Type III - Medium
BUG Rating: B1 - U0 - G2

Input Watts (W): 44
Input Voltage (V): NR
Input Current (Ain): NR
Voltage Rise (V): NR
Power Factor: NR
Total Harmonic Distortion (THDi): NR
Frequency (hertz): 60
Stabilization Time: NR
Operation Time: NR
Ambient Temperature (°C): NR
Test Distance: 24 FT

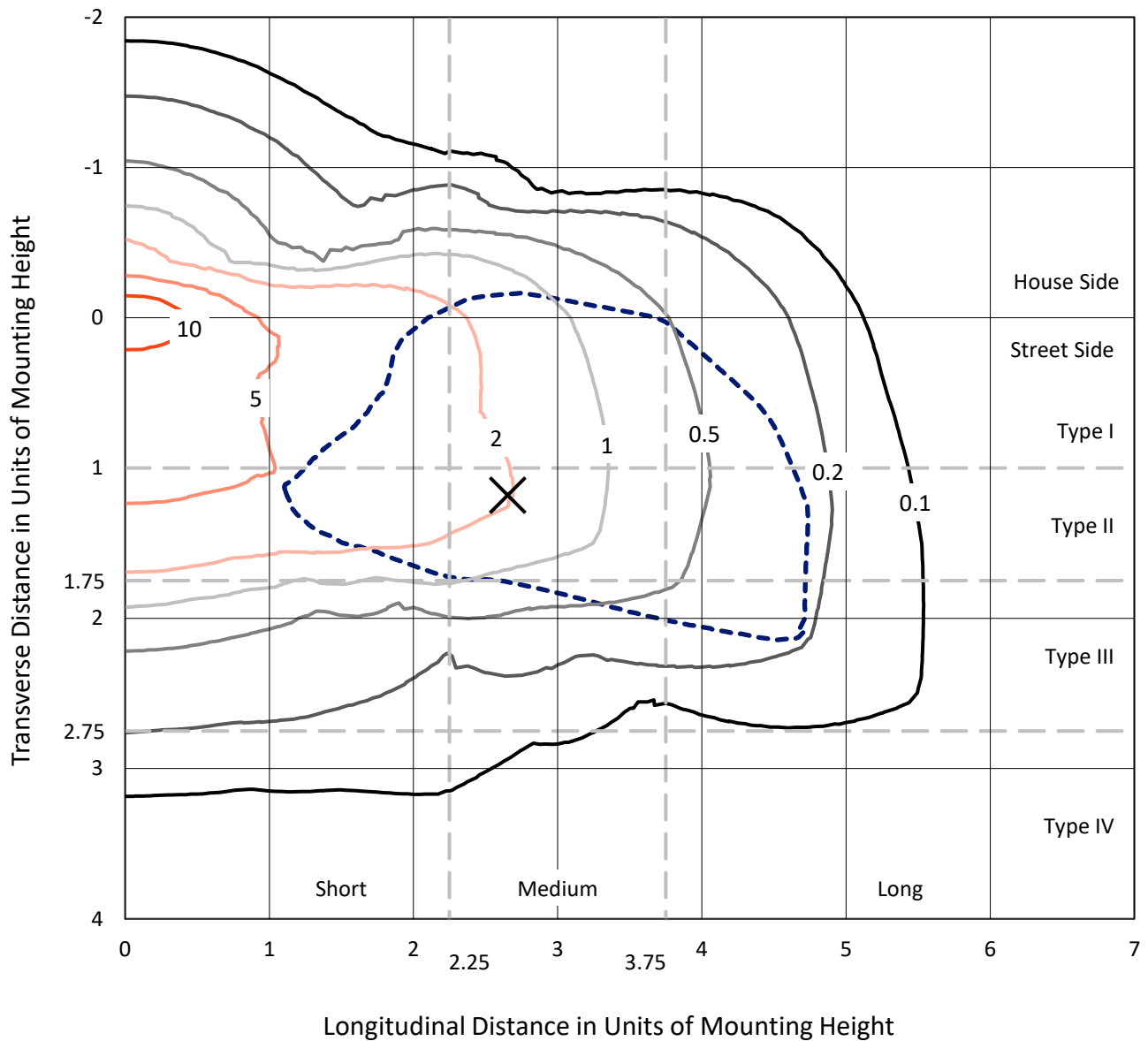




REPORT NUMBER: P385713
 CATALOG NUMBER: GWC-SA1B-740-U-SL2

Iso-Footcandle Lines of Horizontal Illumination

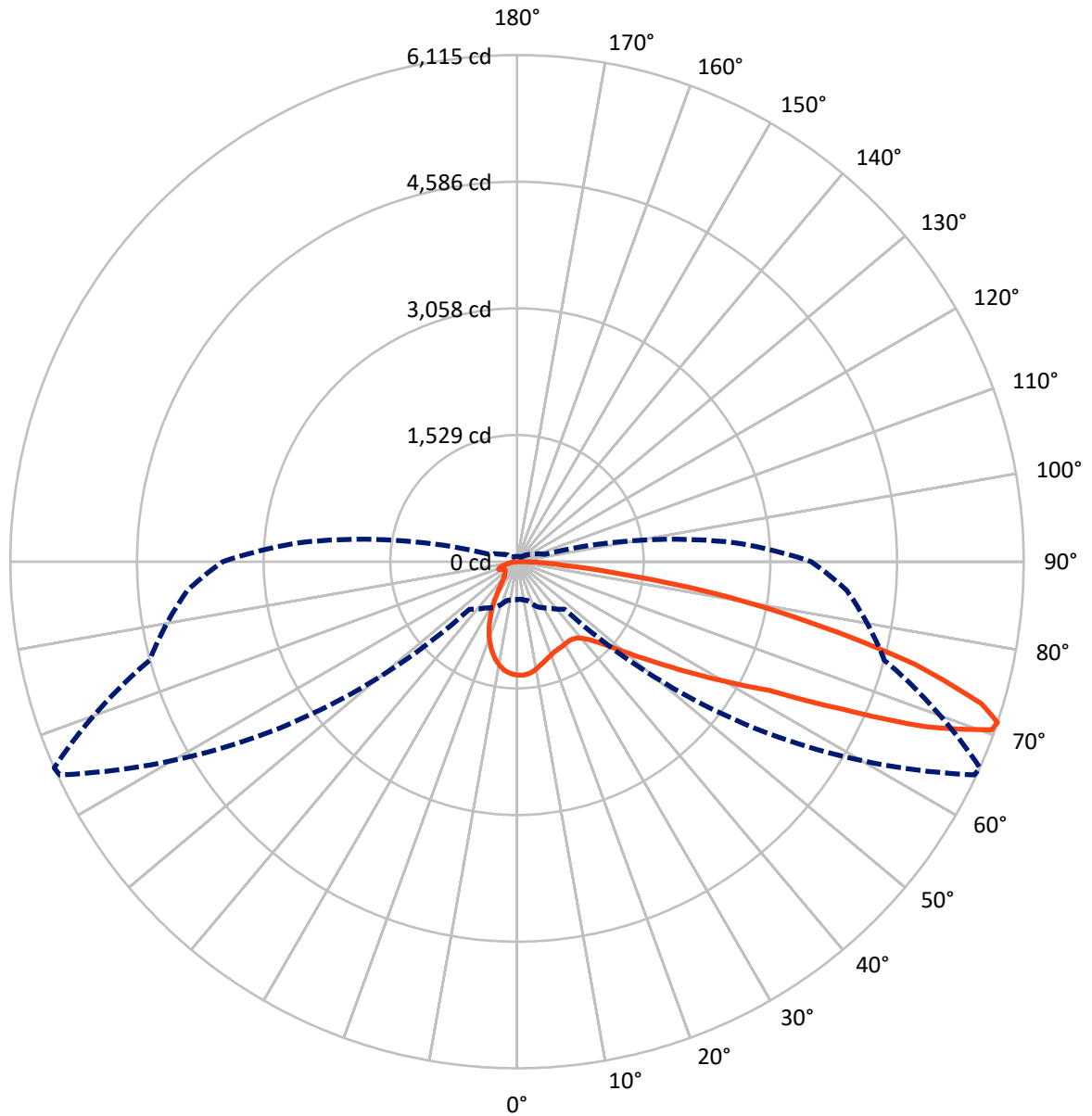
× Max cd
 - - - 1/2 Max cd



Based on 10 foot mounting height. Maximum calculated value = 13.7 fc
 Type III - Medium - N/A

REPORT NUMBER: P385713
CATALOG NUMBER: GWC-SA1B-740-U-SL2

Luminous Intensity Polar Plot



— Vertical Plane Through 66-Deg Lateral - - - Horizontal Cone Through 71-Deg Vertical

REPORT NUMBER: P385713

CATALOG NUMBER: GWC-SA1B-740-U-SL2

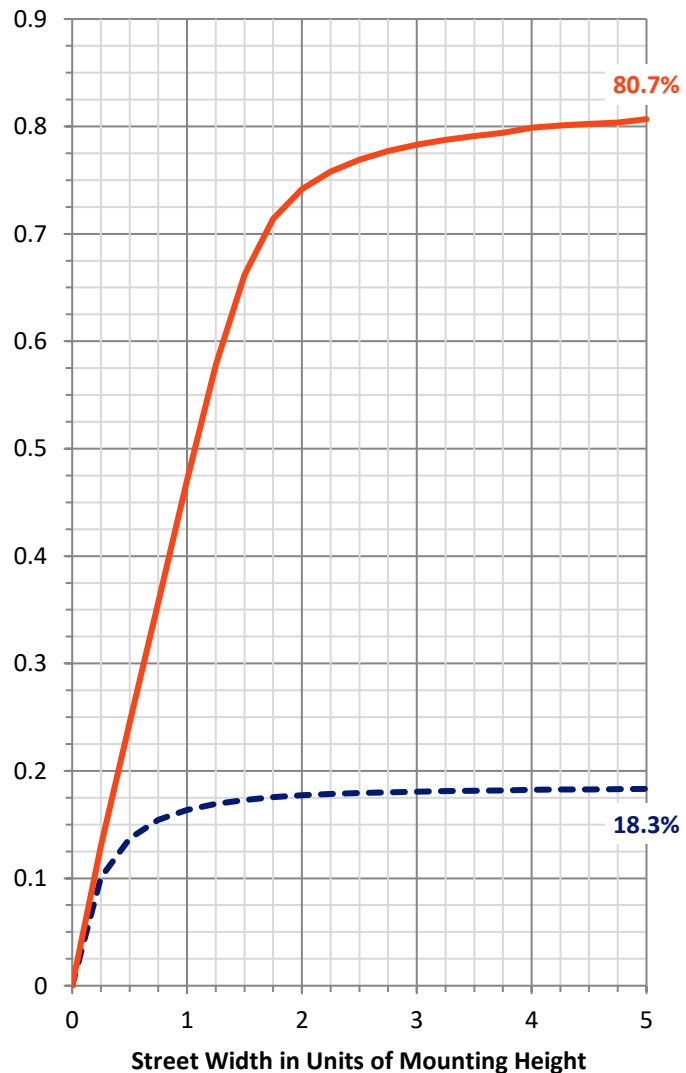
FLUX DISTRIBUTION:

		Downward	Upward	Total
House Side	Lumens	1108.1	0.0	1108.1
	% Fixture	18.5	0.0	18.5
Street Side	Lumens	4870.9	0.0	4870.9
	% Fixture	81.5	0.0	81.5
Total	Lumens	5979.0	0.0	5979.0
	% Fixture	100.0	0.0	100.0

ZONAL LUMENS:

Zone	Lumens	% Fixture
0°-10°	120.6	2.0
10°-20°	289.2	4.8
20°-30°	388.4	6.5
30°-40°	511.0	8.5
40°-50°	743.3	12.4
50°-60°	1161.1	19.4
60°-70°	1454.5	24.3
70°-80°	1109.5	18.6
80°-90°	201.5	3.4
90°-100°	0.0	0.0
100°-110°	0.0	0.0
110°-120°	0.0	0.0
120°-130°	0.0	0.0
130°-140°	0.0	0.0
140°-150°	0.0	0.0
150°-160°	0.0	0.0
160°-170°	0.0	0.0
170°-180°	0.0	0.0
0°-90°	5979.0	100.0
0°-180°	5979.0	100.0

Coefficient of Utilization



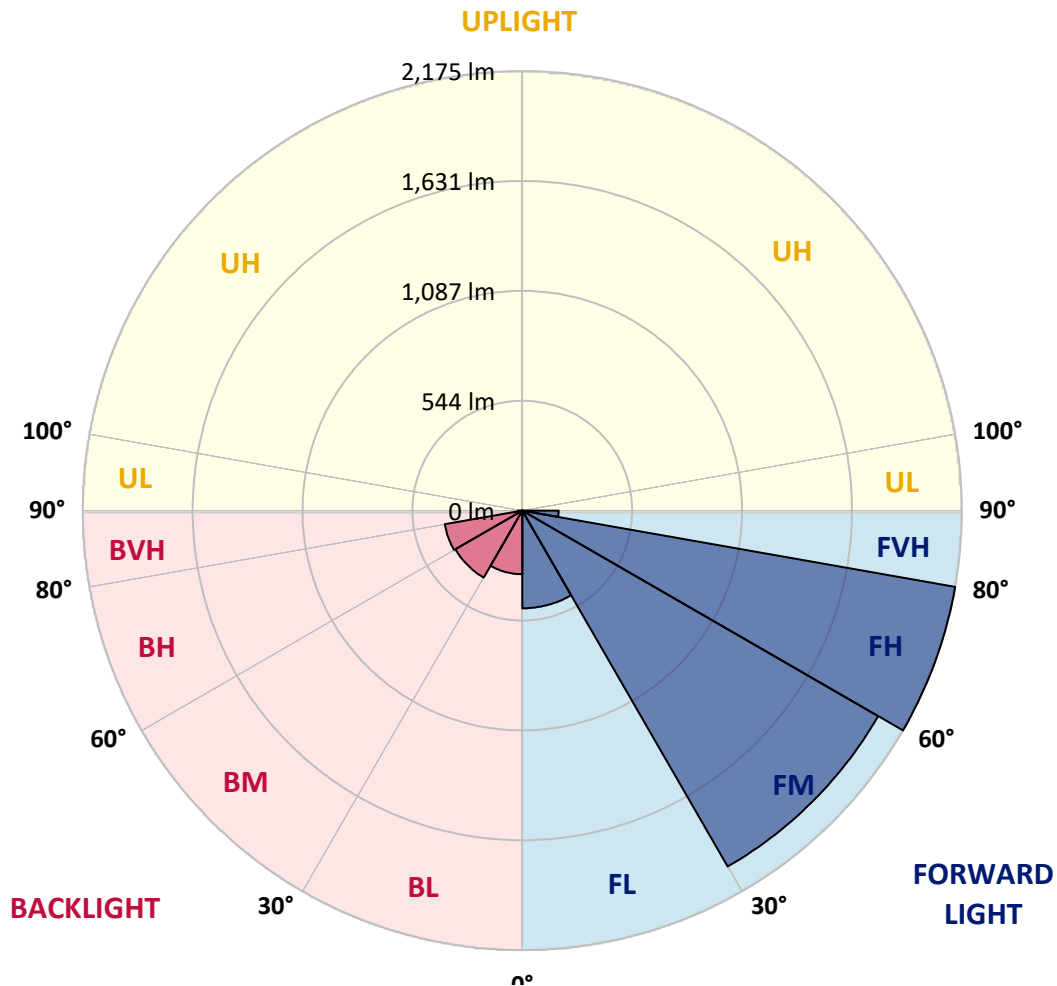
REPORT NUMBER: P385713

CATALOG NUMBER: GWC-SA1B-740-U-SL2

LUMINAIRE CLASSIFICATION SYSTEM LUMEN TABLE AND BUG RATING:

Zone	Lumens	% Fixture	Zone Rating/Lumen Limit		
			B	U	G
FL (0°-30°)	483.5	8.1			
FM (30°-60°)	2033.2	34.0			
FH (60°-80°)	2174.6	36.4			G2/5000
FVH (80°-90°)	179.7	3.0			G2/225
BL (0°-30°)	314.7	5.3	B1/500		
BM (30°-60°)	382.3	6.4	B1/1000		
BH (60°-80°)	389.4	6.5	B1/500		G1/500
BVH (80°-90°)	21.8	0.4			G1/100
UL (90°-100°)	0.0	0.0		U0/0	
UH (100°-180°)	0.0	0.0		U0/0	

BUG Rating: B1-U0-G2
 Type III Medium





REPORT NUMBER: P385713
 CATALOG NUMBER: GWC-SA1B-740-U-SL2

CANDELA DISTRIBUTION (FULL):

	0°	5°	15°	25°	35°	45°	55°	65°	66°	75°	85°
0°	1369.7	1369.7	1369.7	1369.7	1369.7	1369.7	1369.7	1369.7	1369.7	1369.7	1369.7
2.5°	1344.3	1342.2	1348.4	1354.8	1357.3	1361.4	1367.6	1371.1	1370.9	1371.5	1369.5
5°	1255.1	1252.4	1264.8	1274.9	1294.3	1316.2	1342.8	1361.8	1362.2	1373.0	1375.9
7.5°	1170.7	1168.8	1183.1	1199.4	1221.9	1255.3	1298.5	1339.3	1341.8	1370.9	1381.0
10°	1103.0	1102.6	1116.4	1134.1	1160.4	1197.7	1247.3	1307.1	1310.8	1361.0	1381.9
12.5°	1050.1	1050.9	1062.9	1083.1	1110.8	1149.8	1203.5	1271.0	1277.0	1345.3	1377.1
15°	1011.1	1014.4	1024.1	1044.5	1071.8	1111.4	1166.5	1237.6	1246.6	1327.8	1374.4
17.5°	988.8	992.5	999.3	1016.3	1041.9	1080.0	1132.3	1210.1	1218.4	1314.3	1374.6
20°	982.2	985.3	989.2	999.5	1021.2	1055.9	1105.2	1185.3	1194.2	1303.6	1376.7
22.5°	995.2	997.5	997.9	997.1	1010.3	1038.6	1085.6	1167.2	1176.7	1296.6	1378.1
25°	1023.1	1026.2	1023.9	1016.3	1011.9	1029.3	1075.5	1155.2	1164.7	1291.4	1375.2
27.5°	1065.0	1065.4	1063.5	1053.6	1033.2	1030.3	1072.4	1148.2	1157.3	1285.4	1369.3
30°	1122.0	1124.6	1121.3	1107.9	1074.5	1046.8	1076.1	1141.4	1149.6	1277.8	1359.6
32.5°	1188.6	1195.2	1195.0	1181.0	1133.1	1083.8	1091.4	1137.2	1143.6	1269.8	1347.8
35°	1257.8	1266.9	1283.8	1277.8	1218.6	1142.2	1120.7	1143.8	1148.2	1268.7	1339.5
37.5°	1329.6	1338.7	1373.6	1389.7	1320.3	1225.8	1167.0	1167.2	1169.2	1281.3	1338.9
40°	1404.8	1414.5	1466.9	1508.8	1452.2	1331.7	1241.5	1215.9	1213.6	1312.3	1351.1
42.5°	1510.0	1518.7	1581.7	1635.1	1598.6	1467.3	1344.5	1291.0	1286.3	1373.0	1390.1
45°	1643.2	1650.6	1717.5	1774.7	1755.9	1622.1	1473.9	1394.4	1393.6	1474.1	1469.2
47.5°	1801.5	1807.3	1867.4	1922.7	1929.5	1800.3	1636.6	1554.0	1540.6	1612.8	1591.6
50°	1966.5	1972.9	2013.7	2073.2	2123.8	2038.7	1845.9	1749.5	1731.5	1796.0	1765.0
52.5°	2075.7	2084.1	2119.6	2195.0	2342.2	2300.1	2093.4	1986.5	1959.2	2017.9	1994.1
55°	2027.0	2045.9	2100.2	2221.0	2516.8	2699.3	2398.7	2262.9	2232.1	2280.9	2266.8
57.5°	1805.5	1831.5	1905.6	2092.0	2541.4	3051.1	2860.3	2588.4	2566.8	2552.7	2559.1
60°	1400.6	1425.6	1517.5	1760.4	2370.2	3307.9	3555.0	2989.7	2958.4	2825.6	2831.4
62.5°	991.3	978.7	1041.7	1219.4	1926.0	3338.0	4345.4	3526.5	3423.3	3113.8	3088.4
65°	756.0	753.1	781.3	837.9	1166.5	2977.4	4816.3	4428.6	4267.4	3452.8	3392.9
67.5°	621.2	616.0	643.9	726.2	751.2	1920.8	4826.6	5475.2	5316.9	3874.7	3745.1
70°	510.7	504.9	530.9	637.3	694.2	974.2	4062.2	6088.1	6079.6	4409.0	4011.0
71°	457.9	453.7	484.9	603.0	682.0	811.9	3507.3	6089.7	6115.1	4589.8	3995.3
72.5°	372.8	374.3	407.3	536.7	673.0	716.9	2577.7	5805.9	5859.6	4762.2	3852.6
75°	247.7	249.0	292.3	412.9	652.5	701.5	1416.7	4871.8	4970.5	4659.0	3515.5
77.5°	166.4	166.0	195.5	283.2	568.5	701.5	830.7	3643.7	3752.1	3707.1	2710.2
80°	114.6	113.7	134.6	195.5	430.4	709.9	642.2	2553.6	2586.4	2002.0	1101.5
82.5°	70.2	70.8	87.9	138.1	292.9	638.9	606.3	1392.4	1356.7	561.5	275.2
85°	40.3	40.0	56.1	93.5	188.1	539.2	591.2	599.3	549.7	169.1	99.5
87.5°	14.5	15.5	30.1	51.8	107.8	375.5	501.6	311.7	281.0	76.4	45.0
90°	0.0	0.0	0.0	0.0	0.0	0.0	0.0	0.0	0.0	0.0	0.0



REPORT NUMBER: P385713

CATALOG NUMBER: GWC-SA1B-740-U-SL2

CANDELA DISTRIBUTION (continued):

	90°	95°	105°	115°	125°	135°	145°	155°	165°	175°	180°
0°	1369.7	1369.7	1369.7	1369.7	1369.7	1369.7	1369.7	1369.7	1369.7	1369.7	1369.7
2.5°	1368.0	1369.3	1367.8	1359.6	1352.5	1341.2	1334.8	1325.9	1323.2	1322.0	1325.3
5°	1373.2	1373.6	1361.4	1339.7	1315.4	1286.7	1266.0	1240.7	1228.7	1223.5	1226.8
7.5°	1377.9	1376.1	1349.4	1308.0	1262.9	1213.0	1168.6	1127.9	1104.2	1094.5	1095.3
10°	1378.5	1370.7	1328.0	1263.8	1194.0	1120.7	1052.6	989.8	950.2	924.4	932.2
12.5°	1372.2	1358.9	1296.4	1206.6	1109.8	1009.9	917.8	823.7	767.1	740.9	741.7
15°	1367.2	1343.2	1257.6	1139.3	1009.2	876.9	751.2	640.6	580.3	553.4	540.9
17.5°	1363.1	1326.3	1212.6	1063.5	890.5	722.7	571.6	472.9	439.9	432.1	428.8
20°	1357.3	1308.4	1162.4	975.8	755.3	550.1	417.4	368.7	368.9	378.0	379.2
22.5°	1349.2	1287.9	1109.0	877.3	610.2	400.7	327.2	313.2	327.4	344.7	347.8
25°	1337.3	1263.8	1049.5	768.5	465.3	308.0	279.5	278.9	296.2	314.4	317.1
27.5°	1320.3	1232.2	983.4	651.7	342.9	261.8	250.4	254.7	267.5	280.7	281.8
30°	1297.6	1195.4	910.6	528.5	268.8	233.1	231.8	235.7	243.6	252.9	253.7
32.5°	1272.7	1158.1	832.7	409.1	230.2	217.6	218.8	220.7	224.4	228.1	228.9
35°	1249.9	1119.9	753.1	310.9	211.8	207.5	206.6	206.2	206.6	205.4	205.6
37.5°	1235.3	1088.3	670.1	247.5	201.3	198.6	196.1	193.0	189.5	187.4	187.9
40°	1229.9	1064.8	586.1	213.9	192.6	190.7	186.0	179.4	175.3	174.0	174.0
42.5°	1244.4	1052.6	504.9	196.9	185.4	182.3	174.4	166.8	163.7	163.5	163.3
45°	1288.5	1057.5	427.7	187.6	178.8	172.8	162.5	156.1	154.0	154.4	154.2
47.5°	1367.8	1088.7	361.7	181.5	172.2	164.3	152.8	147.6	145.1	145.1	145.3
50°	1502.6	1161.6	309.0	176.3	166.6	156.5	145.7	139.3	136.0	135.8	135.8
52.5°	1698.9	1292.1	276.2	172.0	160.4	149.5	138.7	130.7	126.7	125.9	125.5
55°	1945.0	1479.1	267.1	169.1	152.1	141.8	130.3	122.2	117.9	116.0	115.8
57.5°	2220.2	1706.6	285.1	165.6	143.7	132.7	121.0	113.3	108.8	106.5	106.3
60°	2498.6	1954.9	358.4	160.6	136.7	122.8	111.5	104.5	99.9	97.4	97.0
62.5°	2777.5	2216.7	508.0	160.2	131.7	113.3	101.8	95.8	91.4	88.8	88.1
65°	3092.1	2503.2	678.1	171.1	130.1	104.7	91.9	87.1	83.4	80.9	80.7
67.5°	3453.4	2826.7	661.8	193.6	135.6	96.8	82.6	78.9	76.2	74.1	73.9
70°	3622.9	2776.1	411.4	209.5	143.5	89.2	73.7	71.0	68.9	67.5	66.9
71°	3551.9	2635.9	344.9	207.7	142.6	85.9	70.2	68.1	66.1	64.8	64.2
72.5°	3358.2	2403.9	287.8	193.2	133.4	79.9	65.6	63.6	61.7	60.3	59.9
75°	3013.5	2146.9	230.4	154.4	106.3	67.5	57.6	55.3	53.9	53.1	52.2
77.5°	2215.2	1532.1	178.2	122.0	78.2	55.1	49.1	47.5	46.0	44.8	44.2
80°	848.6	593.5	119.9	91.0	57.4	43.6	39.6	38.8	37.4	36.5	36.5
82.5°	228.5	177.3	64.0	55.1	38.4	31.8	30.3	29.9	28.7	27.0	27.2
85°	92.5	78.2	35.9	30.3	23.5	18.8	20.4	20.6	19.2	17.1	17.3
87.5°	40.7	33.2	20.0	13.4	10.3	7.2	9.3	9.3	8.5	7.0	6.4
90°	0.0	0.0	0.0	0.0	0.0	0.0	0.0	0.0	0.0	0.0	0.0

Signify Classified - Internal
Cooper Lighting Solutions Photometric Lab
1121 Highway 74 South
Peachtree City, GA 30269

Scaled Data Report



Report Generated By 670245982

Signify Classified - Internal
Cooper Lighting Solutions Photometric Lab
1121 Highway 74 South
Peachtree City, GA 30269

Scaled Data Report



Signify Classified - Internal
Cooper Lighting Solutions Photometric Lab
1121 Highway 74 South
Peachtree City, GA 30269

Scaled Data Report



Signify Classified - Internal
Cooper Lighting Solutions Photometric Lab
1121 Highway 74 South
Peachtree City, GA 30269

Scaled Data Report



Signify Classified - Internal
Cooper Lighting Solutions Photometric Lab
1121 Highway 74 South
Peachtree City, GA 30269

Scaled Data Report



--- HS — SS

Signify Classified - Internal
Cooper Lighting Solutions Photometric Lab
1121 Highway 74 South
Peachtree City, GA 30269

Scaled Data Report



u

Signify Classified - Internal
Cooper Lighting Solutions Photometric Lab
1121 Highway 74 South
Peachtree City, GA 30269

Scaled Data Report



Signify Classified - Internal
Cooper Lighting Solutions Photometric Lab
1121 Highway 74 South
Peachtree City, GA 30269

Scaled Data Report



(END OF REPORT)